

Mobility Get around your home enjoying full independence



Elba

The sturdy, practical and safe seat

Ischia

Unique-design seat

VIMEC
Easy moving

Elba

VIMEC
Easy moving

The stairlift with a practical and comfortable seat for the most demanding staircase

To make your domestic mobility free and without worry, choose Elba; thanks to its quality and superior technology, Elba is ideal for the most demanding staircases, even ones with many flights..

Each movement is easy and safe with the seat at your home.





■ **Safety and comfort**

Elba is equipped with every device to ensure your safety whilst in use; equipped with a shockproof, shear-proof and crushproof system and TUV type-approved parachute, with Elba you ride with your mind at ease.

In addition, thanks to its engineering, with Elba you can ride in complete freedom and with the utmost comfort; gradual starting and speed reduction near bends are just two of the numerous measures taken to ensure the greatest comfort.

■ **Ease of operation**

The simple controls on the armrest ensure easy movement around the house. In addition, Elba can be called back to the landing thanks to a functional landing push-button panel, and it can also be equipped with a handy companion control.



The details



Revolving seat for comfortable and safe landing



Integrated joystick; easy and handy



Thanks to its double rail system, Elba is the most stable stairlift on the market

▀ Versatility

Elba can be installed even on the longest staircases with numerous flights, but there is more: its design ensures it takes up little room, thanks also to the folding footrest.

▀ Simple installation

The Elba stairlift is designed and built to conform to your staircase in the best way possible; this is why it is easy to install and installation work is reduced to a minimum.

Standard equipment

Dead-man's controls for upward and downward motion on the machine, with removable key
Revolving seat, burgundy fabric, with two fixed armrests
On-board joystick
Overturning footrest
Shockproof, shear-proof and anti-crushing devices
Safety stop push button
Safety limit and over-run microswitch
Dampened mechanical stops
Motor with electromagnetic brake
Irreversible reduction gear
Speed limiter
Soft start
Overspeed governor with progressive engagement, with TUV approval FV 393/GB 117
Blackout emergency
Safety belt
2 Push buttons for attendant
Dead-man's controls at floors with removable key
Audible warning for movement

Optional equipment

Protective cloth
Additional remote controls for attendant



	ELBA TECHNICAL DATA	
Minimum width of staircase	mm	780
Allowed gradient	from 0° to 45°	
Guide minimum dimensions	mm	150
Dimensions with folded footrest	mm	450
Footrest dimensions	mm	420x330
Working load	Kg	130
Speed	m/min	5
Electric supply	V	24 cc.
Consumption	KW	0,7

The data are indicative and not binding. Vimec reserves the right to make any changes that it may consider appropriate.

Ischia

The comfortable, user-friendly seated stairlift

- For mobility in the home choose the comfort and quality of Vimec **Ischia**: with its unique technology and straight rail, it is outstandingly streamlined, comfortable and sturdy.

■ **Ischia**

is ideal for providing a flight of stairs with a simple, compact solution to access problems which also ensures full comfort and an attractive appearance.

■ **Easy to use**

The arm joystick gives simple, direct control of travel, the swivel seat makes getting on and off easy; the remote control calls the stairlift to the level required.





■ Minimum size

Decidedly flexible and truly compact for every room, the Ischia seat is also available with a folding guide to aid installation even in confined spaces; in addition, for customers with the most sophisticated needs, it features the revolutionary sliding guide, that provides motorised side travel on the staircase.



The details

The Ischia comes complete with safety belt with snap fastening.



The lever for the rotation of the seat is comfortable and fast



The footrest is covered with non-slip material and fitted with safety edges

■ Safe and Comfortable

The new **Ischia** seat is the result of extensive ergonomic design, thanks to Vimec's 30 years of experience in the field of stairlifts. The controls are integrated with the emergency stop button; in addition, on the body there are shockproof and crushproof sensors that cause the device to stop immediately when there is an obstacle on the staircase. All of this is completed with a safety belt featuring an automatic belt winder.

As regards riding comfort, Ischia has no equal: the seat and backrest cushions, that are washable, are padded to ensure the greatest riding comfort; in addition, thanks to the full seat rotation, landing on the floor is easy and comfortable.

■ Easy installation

The **Ischia** stairlift is designed and constructed to adapt perfectly to your staircase: this makes it easy to install and minimises installation procedures.



Remote control Panel



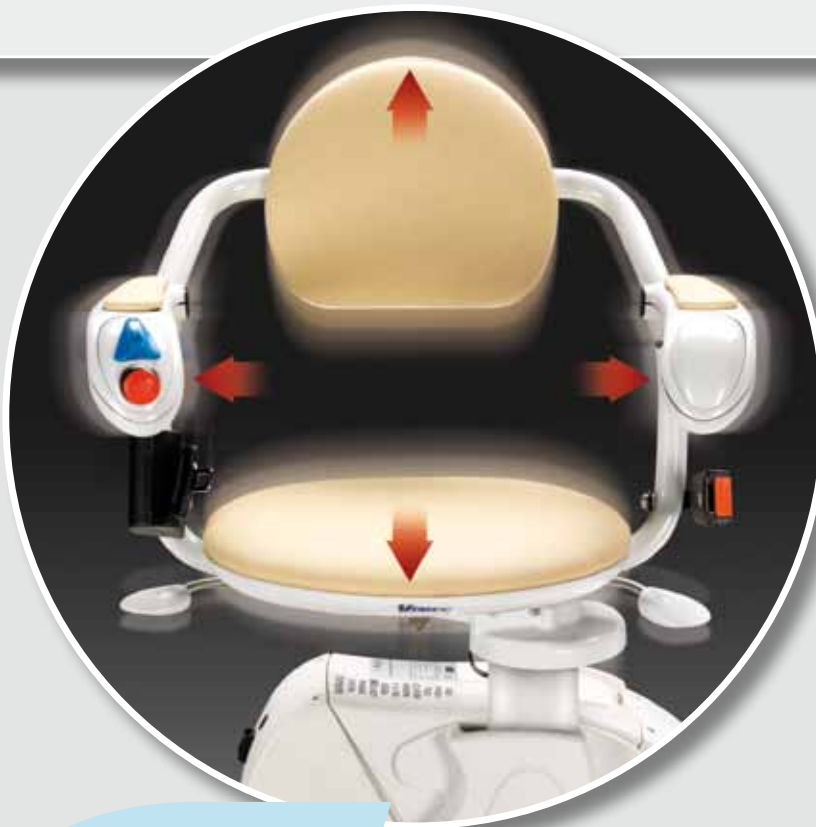
Control board

Focus on technical features:

- The arm joystick gives simple, direct control of travel
- The swivel seat makes getting on and off easy
- The remote control calls the stairlift to the level required starting and stopping are smooth
- ISCHIA has several sensors ensuring that it stops in the event of hazards (such as objects on the stairs)
- Adjustment of armrest width and seat height



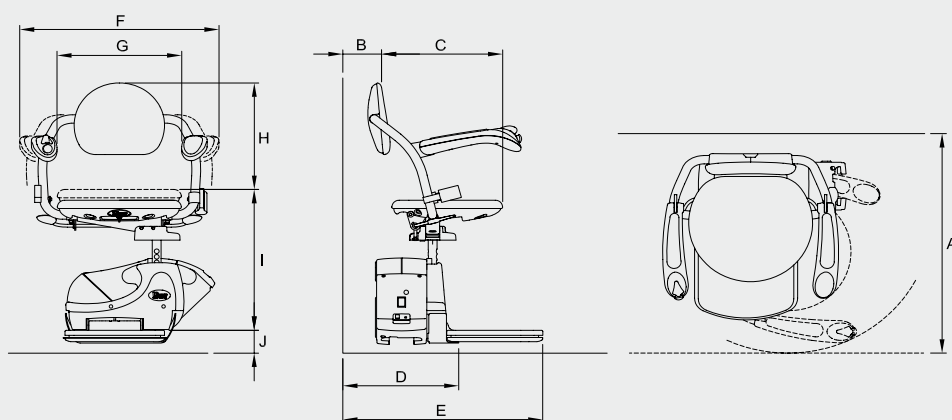
Seat colour: hemp, washable fabric




Adjustment of armrest
width and
seat height

Technical data

A: Turn radius (min ÷ max)	730 ÷ 760 mm
B: Backrest to wall distance (min ÷ max)	60 ÷ 70 mm
C: Seat depth 415 mm	
D: Dimension with footrest up (min ÷ max)	320 ÷ 330 mm
E: Dimension with footrest down (min ÷ max)	607 ÷ 617 mm
F: Outside distance between armrests (min ÷ max)	600 ÷ 660 mm
G: Inside distance between armrests (min ÷ max)	427 ÷ 487 mm
H: Backrest height	423 mm
I: Footplate to seat height (min ÷ max)	410 ÷ 510 mm
J: Minimum footplate height from the ground	50 mm
Track overall size on staircase (min ÷ max)	190 ÷ 200 mm
Track min. dimension of parking area on top floor	150 mm
Minimum width of staircase	750 -780 mm
Maximum gradient	50°
Working load	120 kg
Speed	7 m/min
Battery power supply voltage	24 V cc
Mains power supply voltage	240 V
Power supply unit absorption on mains	1 [A]
Consumption	0,4 Kw



The data are indicative and not binding. Vimec reserves the right to make any modifications considered necessary



Guaranteed product

The Vimec product is 24-month guaranteed from the date of delivery to the customer.

PSP: at partners' service

Partner Support Program: a Vimec exclusive for its partners, aiming to supply each of them, all over the world, with a series of personalised tools for developing their business and offering the end user a better and better service. This programme includes an introduction to the concepts of "accessibility", specific classroom training courses and training in the field for sales staff and engineers, analysis and assistance for the development of the most appropriate market strategies, and backup for the organisation of seminars (e.g. for architects, civil engineering firms, etc.) and for participation at trade fairs. Close co-operation with its partners guarantees Vimec constant improvement of its degree of knowledge of the various markets and thus of their varying needs in terms of accessibility, which translates into the design of suitable products. All oriented towards better management of customer relations, and the achievement of full customer satisfaction.





Vimec s.r.l. - Via Parri, 7 - 42045 Luzzara - Reggio Emilia - Italy
Tel. + 39 0522 970 666 Fax +39 0522 970918

www.vimec.biz export@vimec.biz

Vimec abroad: Madrid (Spain), London (United Kingdom),
Avignon (France), Warsaw (Poland)



AZIENDA CON SISTEMA QUALITÀ
CERTIFICATO DA DNV
=UNI EN ISO 9001/2000=

